



Data Brief: Confirmed Unintentional/Undetermined¹ Opioid-related² Overdose Deaths Among Massachusetts Residents – Demographic Data Highlights

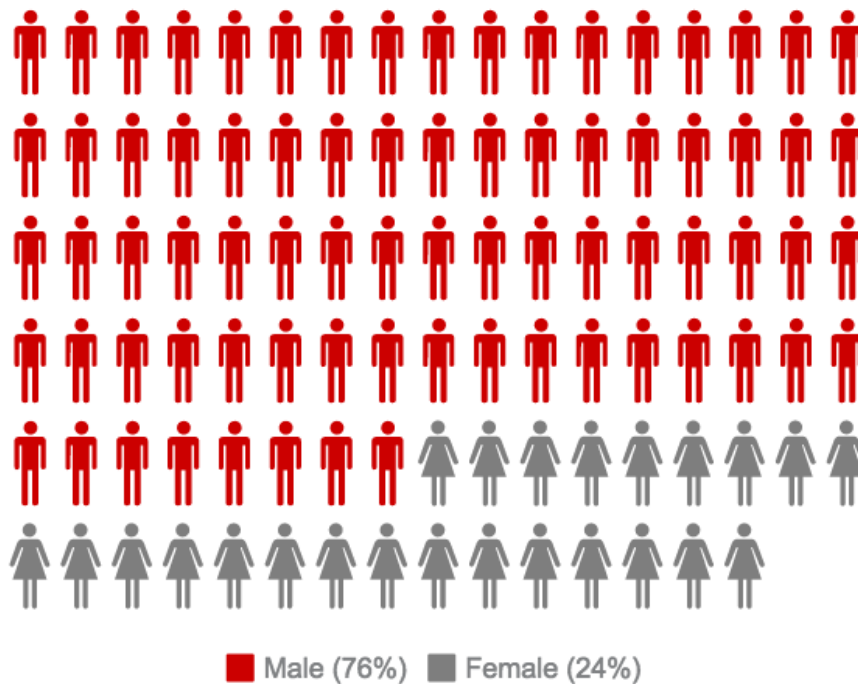
Massachusetts Department of Public Health

JANUARY 2016

This data brief highlights demographic data from confirmed overdose deaths from January through September of 2015.

Confirmed Unintentional/Undetermined¹ Opioid Deaths by Gender: January-September 2015

Unintentional/Undetermined Opioid Deaths by Gender: January-September 2015	
Male	604
Female	187
Total	791



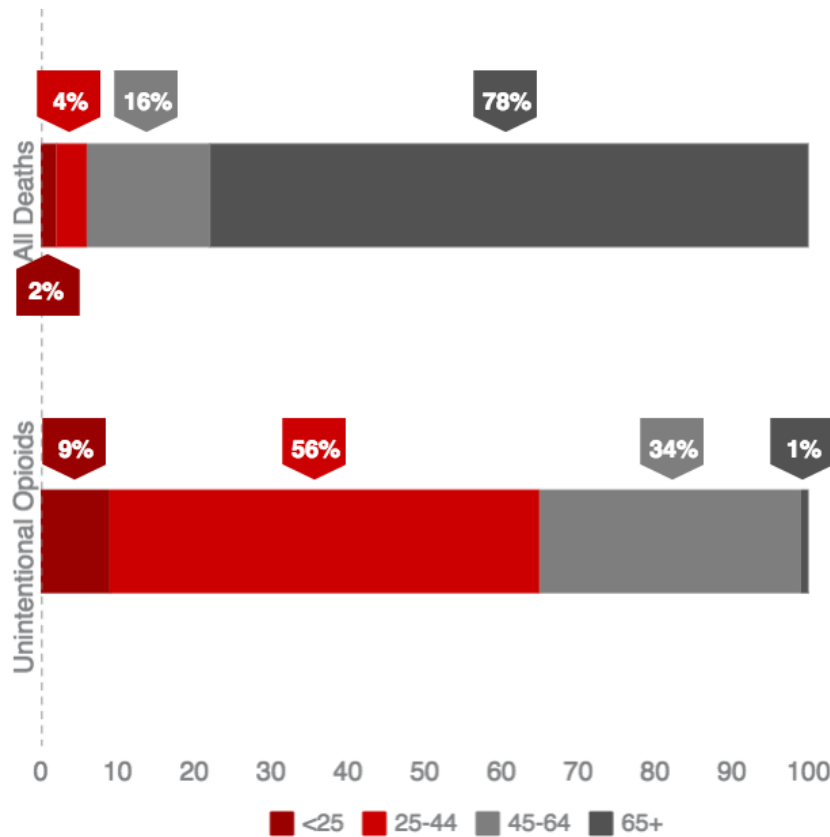
¹ Unintentional poisoning/overdose deaths combine unintentional and undetermined intents to account for a change in death coding that occurred in 2005. Suicides are excluded from this analysis.

² Opioids include heroin, opioid-based prescription painkillers, and other unspecified opioids.

Confirmed Unintentional/Undetermined¹ Opioid Deaths Compared to All Deaths by Age January-September 2015

Confirmed Unintentional/Undetermined ¹ Opioid Deaths by Age January-September 2015							
	0-14	15-24	25-34	35-44	45-54	55-64	65+
2015(Jan-Sep)	0	81	247	203	178	78	4

All deaths by age January-September 2015									
	0-14	15-24	25-34	35-44	45-54	55-64	65+	Unknown	
2015 (Jan-Sep)	294	358	808	970	2332	4514	33404	4	42684

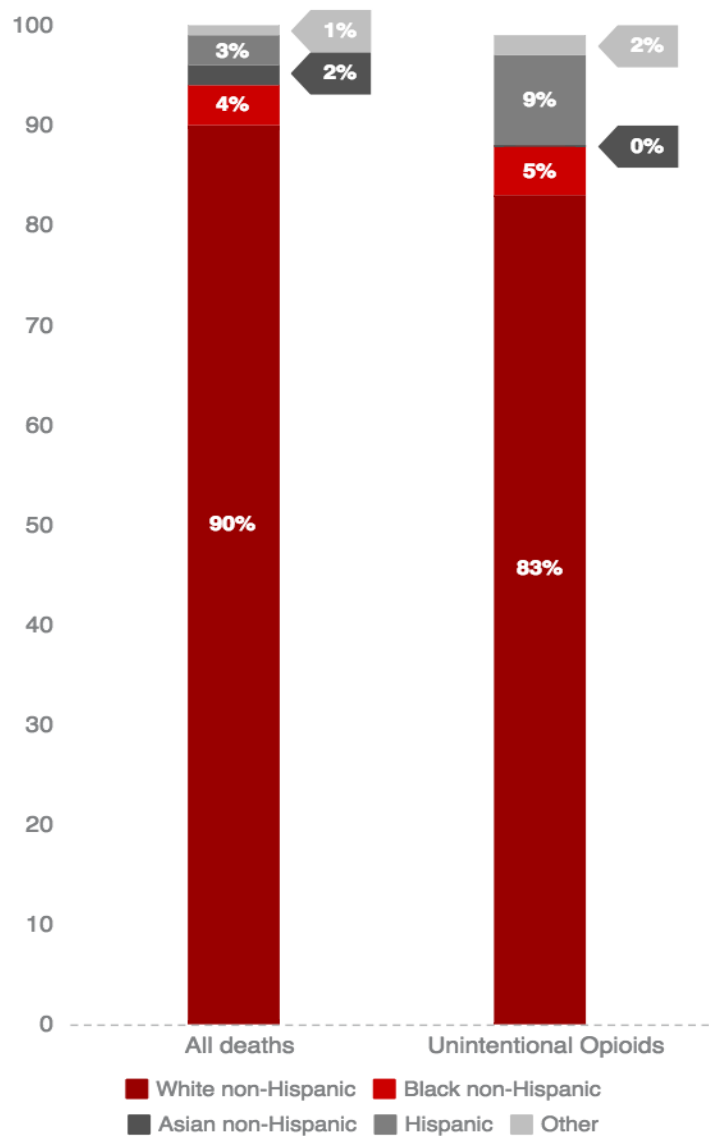


¹ Unintentional poisoning/overdose deaths combine unintentional and undetermined intents to account for a change in death coding that occurred in 2005. Suicides are excluded from this analysis.

Confirmed Unintentional/Undetermined¹ Opioid Deaths Compared to All Deaths by Race January-September 2015

	White non-Hispanic	Black non-Hispanic	Asian non-Hispanic	Hispanic	Other/Unknown	Total
Unintentional/Undetermined ¹ Opioid Deaths	659	40	3	74	15	791
All Deaths	38241	1763	782	1492	406	42684

**Unintentional/Undetermined¹ opioid deaths, compared to all deaths:
January 2015-September 2015**



¹ Unintentional poisoning/overdose deaths combine unintentional and undetermined intents to account for a change in death coding that occurred in 2005. Suicides are excluded from this analysis.

Technical Notes

1. 2014 and 2015 death data are preliminary and subject to updates. Case reviews of deaths are evaluated and updated on an ongoing basis. A large number of death certificates have yet to be received from the municipalities and some have yet to be assigned cause-of-death codes. The information presented in this report only includes confirmed cases. Data updated on 12/10/2015.

Source: Registry of Vital Records and Statistics, MDPH